

# GUARDIAN 20 SHELTER SYSTEM

Part Number SG-20

Rapidly Deployable Shelter For Up To 10 Personnel

**WESTERN  
SHELTER** SYSTEMS

ISO 9001:2008 Registered Company



## Fast and Rugged

The Guardian 20 Shelter builds upon the proven Western Shelter octagonal frame with some serious design upgrades. The result: a shelter that gets you out of the weather in less than three minutes, but is also robust enough to offer protection for decades of use and countless deployment cycles.

Built around a single piece frame, the Guardian 20 simplifies logistics by limiting the number of parts that could be lost or broken. Similarly, the cover set and insulation only require two packages, with the roof, walls, and roof insulation in one, and the floor and wall insulation in the other.

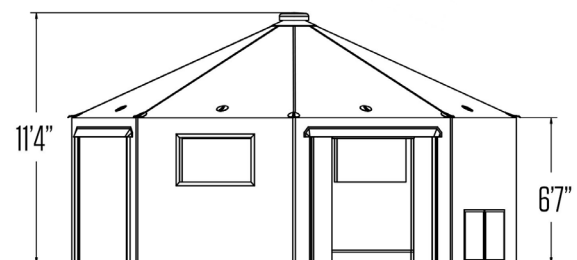
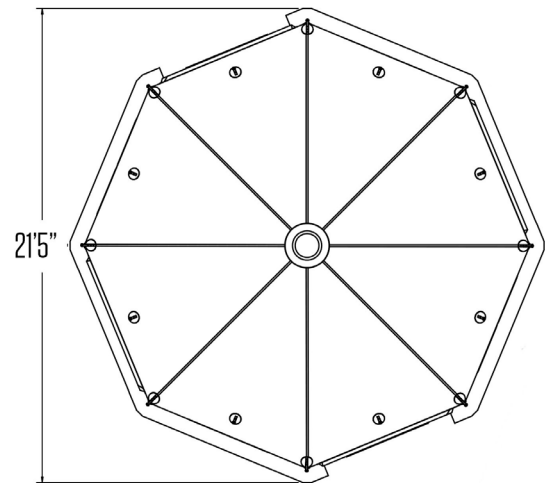
## Key Features and Benefits

- Rapidly deploys with only four people and no additional tools or equipment
- Single piece frame expedites deployment and simplifies logistics
- 6.5 foot vertical sidewalls maximize square footage and expedite ingress and egress
- Blackout vinyl cover set allows for zero light emittance
- Single piece roof and wall design results in superior water resistance
- Combined vinyl floor and wall insulation simplifies setup
- Permanently attached roof vent significantly reduces condensation
- Framework design allows for individual replacement of parts
- Optional integrated cable management system
- Shelter can be configured with one to four doors

## Standard Components

- Aircraft aluminum mainframe assembly
- 14 oz. exterior vinyl cover set with attached vent roof cap
- 18 oz. vinyl floor plus wall insulation set
- Zippered doors (2 standard, up to 4 doors)
- Windows with replaceable screens and clear vinyl (2)
- High-wind tie down kit
- Duct openings (4)
- Vinyl repair kit
- Vinyl storage/transport bags

## Shelter Dimensions



# GUARDIAN 20 SHELTER SYSTEM

Part Number SG-20

Rapidly Deployable Shelter For Up To 10 Personnel



## SG-20 Specifications NSN Pending

Usable Area	18' 7" x 18' 7"	(5.7 x 5.7 m)
Total Weight	425 lbs	(193 kg)
Environment	-40°F - 120°F	(-4.4°C to 49°C)
Time Under Canopy	3 min / 4 personnel	
Total Set-Up Time	15 min / 4 personnel	
<b>Dimensions</b>		
Footprint	21'5" x 21'5"	(6.5 x 6.5 m)
Sidewall	6' 7"	(2.0 m)
Peak	11' 3"	(3.4 m)
Square Footage	286 ft <sup>2</sup>	(27 m <sup>2</sup> )
Cube	2,177 ft <sup>3</sup>	(62 m <sup>3</sup> )
<b>Packaged Dimensions</b>		
Frame	17.25 x 17.25 x 105.25"	(0.43 x 0.43 x 2.67 m)
Exterior Vinyl/Roof Insulation	38 x 28 x 18.05"	(0.9 x 0.9 x 0.45 m)
Floor/Wall Insulation	28 x 24 x 12"	(0.7 x 0.6 x 0.3 m)
<b>Weights</b>		
Frame	225 lbs	102 kg
Exterior Vinyl/Roof Insulation	125 lbs	57 kg
Floor/Wall Insulation	75 lbs	34 kg
Berry Compliant	✓	

## Recommended Support Systems

### Electrical Distribution

Portable power and lighting to sustain your shelter complex

### Climate Control

Air heating, cooling, purifying and dehumidifying

### Water Distribution

Purification, storage, heating and distribution kits

### Hygiene Systems

Field showers and toilet stations

### Storage And Transport

Heavy-duty cases and customizable cargo trailers

### Digital ID

Your logo or name custom printed on roofs and doors for easy identification

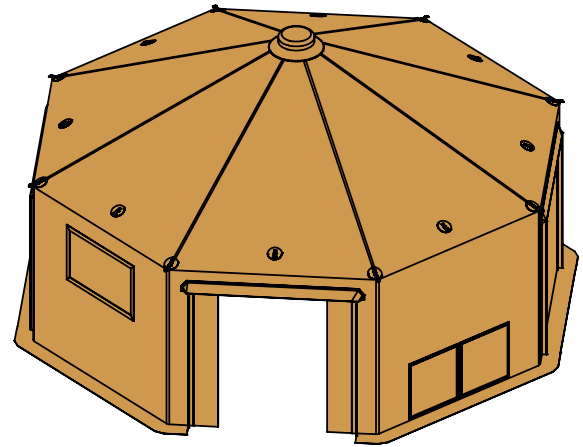
### Anchoring Systems

Secure your shelter against high winds

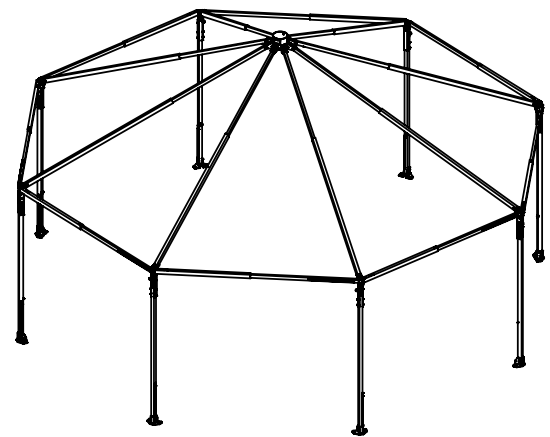
### Shelter Accessories

Beds, work stations, tables, seating and food prep

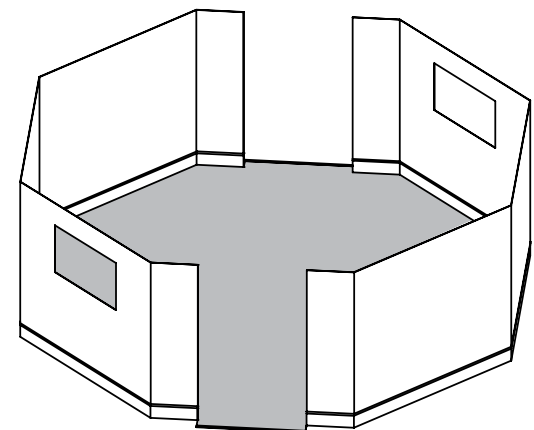
## Only 3 Pieces Make Up the Guardian 20 Shelter



Vinyl Roof + Walls + Roof Insulation + Vent Cap



One Piece Aluminum Frame



Vinyl Floor + Wall Insulation

